

Morningstar Weekly Market Report

U.S. Market Overview: February 02–February 09, 2007

Market Commentary

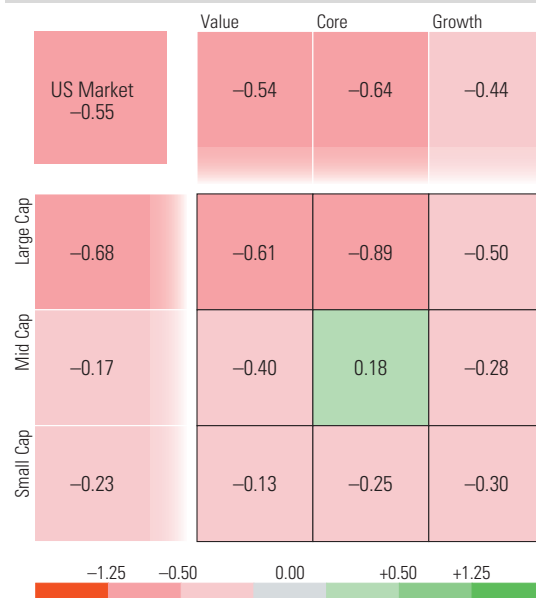
Markets took a breather last week, as a slowdown in the housing market seemed to unnerve investors. The Morningstar US Market Index closed the week of Feb. 9, 2007 down 0.6%.

All but one of the nine Morningstar style indexes finished the week in the red--the Morningstar Mid Core Index was the lone standout, gaining 0.2%. For the year, mid-cap stocks have established a respectable lead over their large- and small-cap peers. The Morningstar Mid Cap Index is up 4.5%, as the three mid-cap style indexes share the top honors among the nine Morningstar style indexes.

Investors Financial Services Corp., a custody service provider for large financial institutions, jumped 29.9% after State Street Corp. agreed to acquire the firm at a 38% premium. Toll Brothers Inc. and Pulte Homes Inc., two of the nation's largest homebuilders, each dropped a little more than 8% after lower sales forecasts and a report from HSBC Holdings PLC that it increased reserves for bad loans in its sub-prime mortgage portfolio.

Microsoft Corp. saw its shares slide 4% last week. Piracy in international markets and a warning to iPod users from Apple to postpone using Vista stymied the stock. Financial services bellwether Morgan Stanley, another Morningstar Large Core Index holding, dropped 2.7% amid trouble with regulators.

Morningstar Market Barometer (% Return)



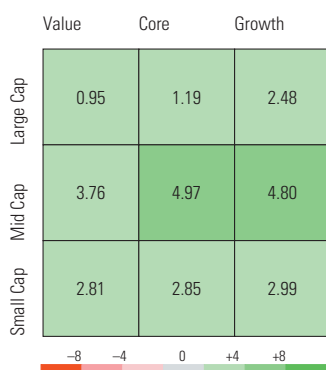
Trailing Returns %

	1-Week	3-Month	YTD	1-Yr	3-Yr	5-Yr
Morningstar Indexes						
US Market	-0.55	5.52	2.17	15.99	11.17	8.58
Large Cap	-0.68	4.78	1.48	16.41	9.66	6.64
Mid Cap	-0.17	8.12	4.51	15.42	15.69	13.78
Small Cap	-0.23	6.03	2.88	13.15	13.55	13.68
US Value	-0.54	5.93	1.60	22.81	15.72	12.96
US Core	-0.64	5.21	2.00	16.42	11.47	8.90
US Growth	-0.44	5.40	3.02	8.31	6.00	3.04
Large Value	-0.61	5.24	0.95	23.70	14.90	11.59
Large Core	-0.89	4.24	1.19	16.51	10.20	6.84
Large Growth	-0.50	4.89	2.48	8.30	3.31	0.48
Mid Value	-0.40	8.16	3.76	20.88	18.22	16.24
Mid Core	0.18	8.91	4.97	16.44	14.74	14.53
Mid Growth	-0.28	7.30	4.80	9.36	13.94	9.74
Small Value	-0.13	7.50	2.81	17.69	15.98	17.14
Small Core	-0.25	5.90	2.85	16.83	16.10	15.70
Small Growth	-0.30	4.74	2.99	5.23	8.43	7.91

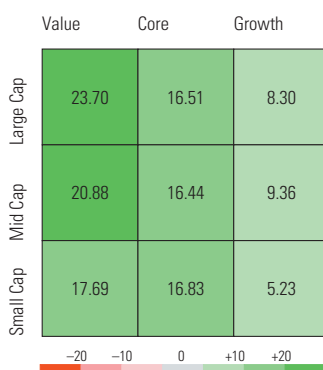
Biggest Influence on Index Performance

	Weekly Return %	Index Contribution %
Best Performing Index		
Mid Core	0.18	
Investors Financial Services Corp.	29.93	0.09
Fidelity National Information Services Inc.	5.51	0.06
Vulcan Materials Co.	5.98	0.05
Health Net Inc.	6.72	0.04
Public Storage Inc.	2.54	0.03
Worst Performing Index		
Large Core	-0.89	
Microsoft Corp.	-4.01	-0.26
General Electric Co.	-2.04	-0.19
Procter & Gamble Co.	-1.39	-0.07
Johnson & Johnson	-1.47	-0.07
Morgan Stanley	-2.69	-0.05

Year-to-Date



1-Year



3-Year

