


Morningstar Market BarometerSM Five-Year Recap, 2002–2006

The Morningstar Market BarometerSM provides an at-a-glance perspective of the U.S. equity market, allowing instant analysis of performance trends. This analysis helps identify investment opportunities and explain the long-term benefits of diversification. The five years represented below illustrate the rebound and sustained bull market since the worst of the bear market in 2002, led mostly by small-cap, mid-cap, and value stocks. During 2006, value stocks again emerged as clear winners, while large-cap stocks showed strength beating mid-caps and racing small-caps to a close finish.




About Morningstar® Indexes

Broad Market Index
US MarketSM



Cap Indexes
Large CapSM



Mid CapSM




Small CapSM



Composite Style Indexes
US ValueSM



Style Indexes
Large ValueSM



Mid ValueSM




Small ValueSM




US CoreSM



Large CoreSM



Mid CoreSM



Small CoreSM



US GrowthSM



Large GrowthSM



Mid GrowthSM



Small GrowthSM



The Morningstar® Index family consists of 16 indexes that track the U.S. equity market by capitalization and investment style. Based on the methodology of the Morningstar Style Box™, the index system includes a broad market index, three capitalization indexes, three composite style indexes, and nine style indexes.

Distinct and Style-Pure

The Morningstar Indexes are distinct in style and capitalization, allowing for a non-overlapping division of the market. Each security's investment style is determined using the 10-factor methodology that separately measures the growth and the value characteristics of each stock. Assessing growth and value characteristics independently results in style-pure indexes.

Best of Breed

The Morningstar Indexes incorporate the best practices of index construction, including:

Broad Market Coverage

The Morningstar® US Market IndexSM represents 97% of the U.S. market to achieve the broadest market representation, excluding only smaller illiquid issues.

Transparent Methodology

Morningstar Indexes are entirely rules-based—governed by transparent, objective, and clearly published rules for security selection and exclusion, rebalancing, and adjustments for corporate actions.

Liquidity

Securities that have more than 10 non-trading days in the prior quarter or that have average daily trading volume over the preceding six months that falls in the bottom quartile are excluded.

Free-Float Weighted

Stock weights within each index are based on the available free float of shares outstanding, with total shares outstanding adjusted for institutional holdings and cross-ownership.

Minimal Turnover

To eliminate unnecessary index turnover caused by short-term variations in style, stocks are reclassified only if their style or capitalization moves beyond minimum thresholds.

Flexible Cap Bands

Market cap breakpoints for large, mid, and small are based on the percentage of the overall market, rather than a fixed number of stocks or targeted dollar amounts.

Index Applications

The Morningstar Indexes are integral for developing sound asset allocation strategies, serve as superior benchmarks to measure and monitor manager performance, and represent better “building blocks” for constructing diversified portfolios without any unintended overlaps or gaps in capitalization or style.

For More Information

For more information on Morningstar Indexes, call +1 312 384-3735 or visit us on the Web at <http://indexes.morningstar.com>

.....
Barclays Global Investors offers exchange traded funds based on Morningstar Style Indexes. For more information, please visit <http://www.ishares.com>.